


Final Outcome

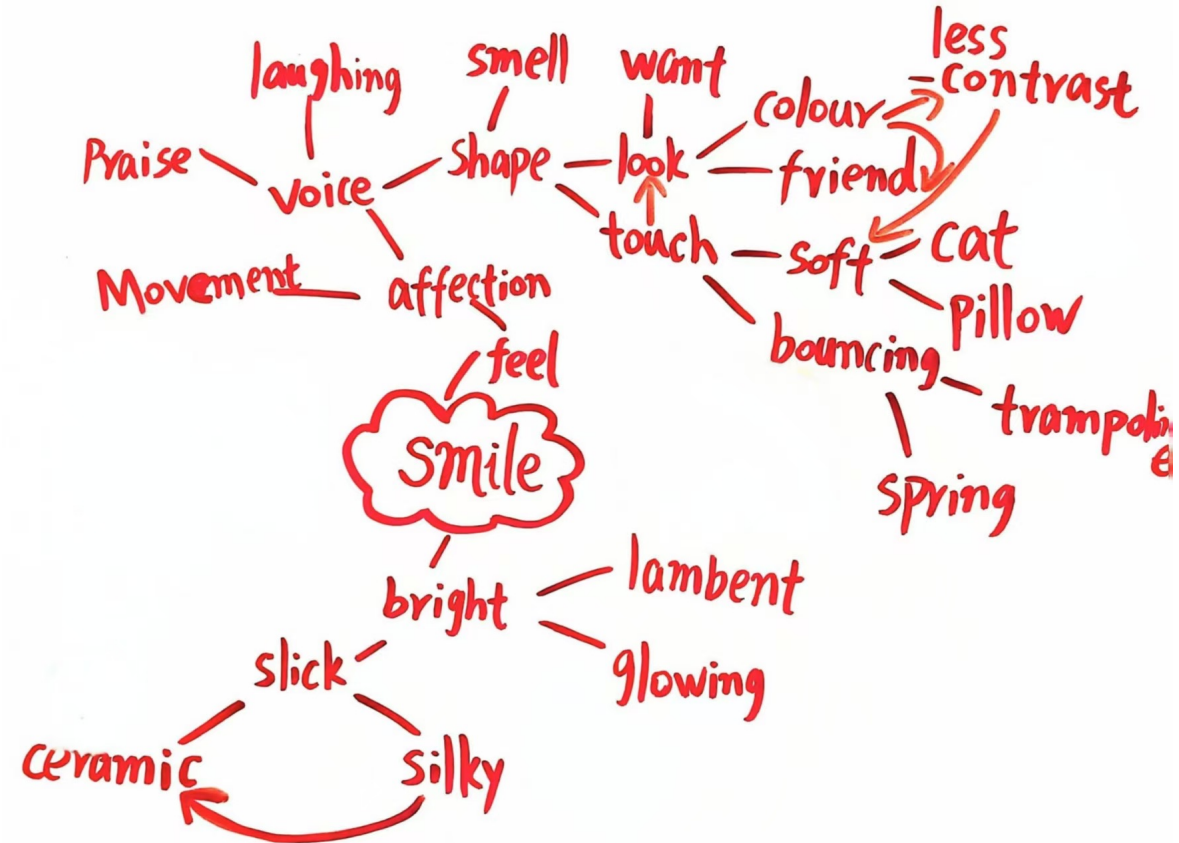


Story:

In the dream, he saw a lot of fish swimming in the sky, he was very happy to see this scene, then the fish also found the boy, and then the fish around the boy.

In this storyboard, in order to prevent the reality and the dream can not be clear, so decided to use the reality to draw the scene with crayons, color powder can give people a kind of illusory feeling, so decided to use color powder to draw the dream.

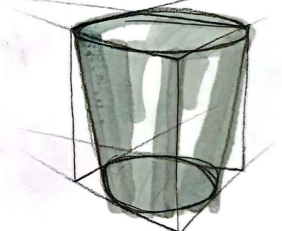

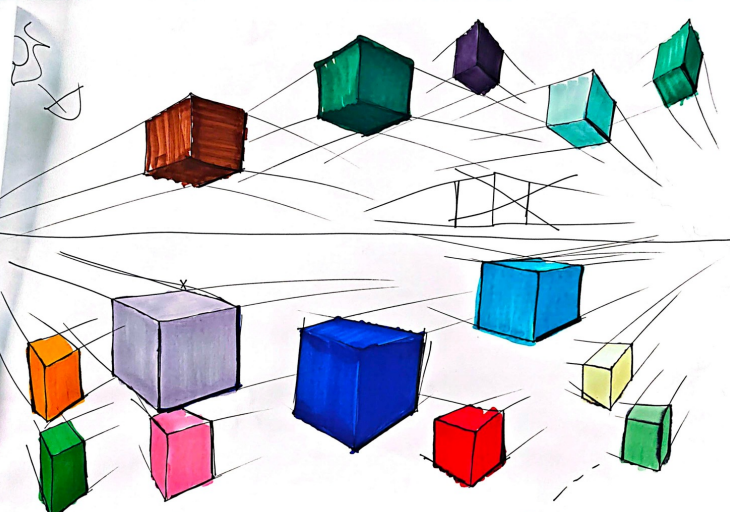
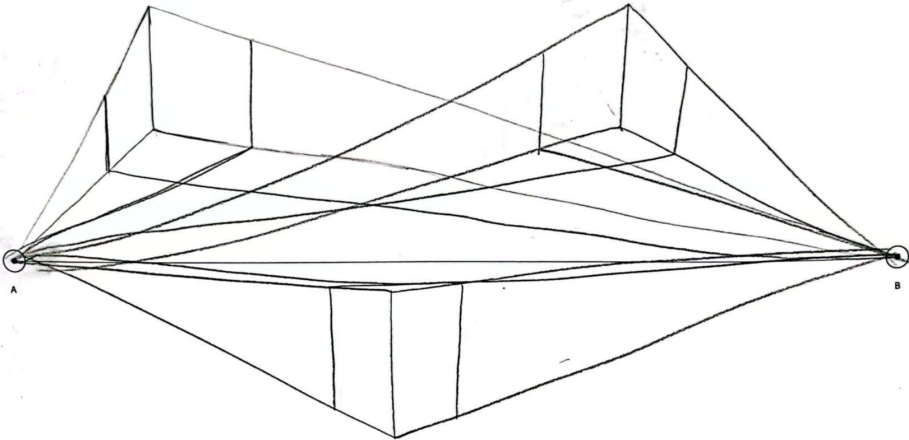
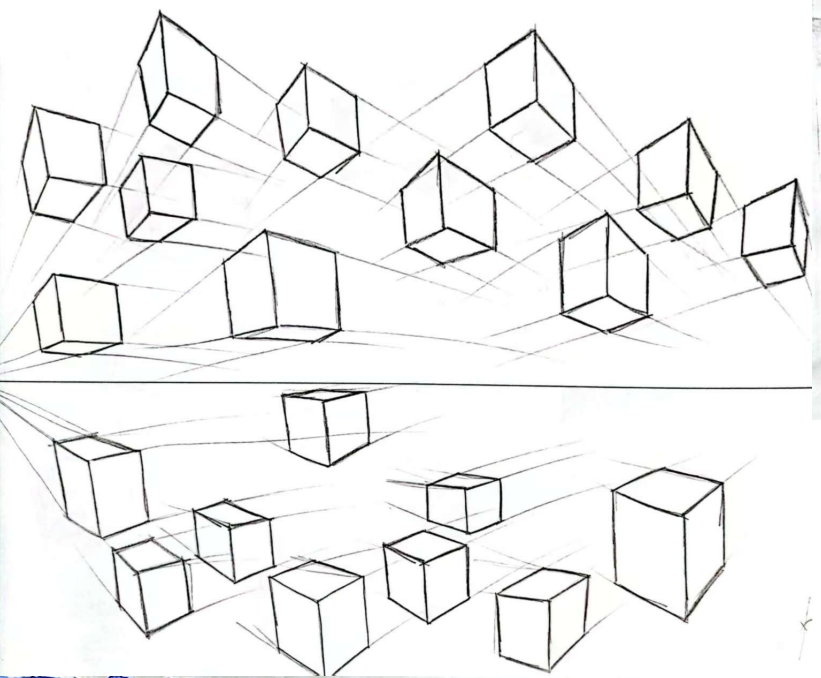
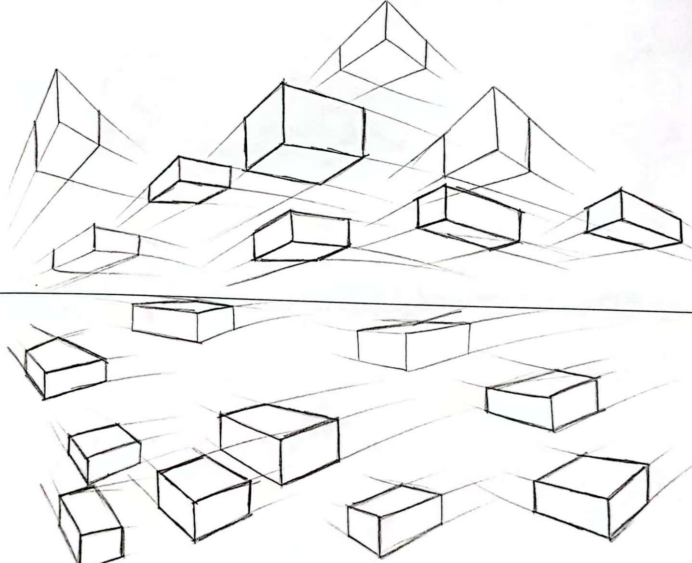
Research related to dreams




1. Emotional regulation : Dreaming helps process and digest emotions, reducing anxiety and stress. During the rapid eye movement (REM) stage of sleep, the brain reexperiences and processes negative emotions, which reduces anxiety and stress .
 2. Maintain mental health : Chronic lack of dreams can lead to mental health problems, such as depression and anxiety. A good quality of sleep, including enough time to dream, helps maintain mental health .
 3. Physical recovery : Although the exact mechanisms are not fully understood, dreaming is thought to contribute to overall physical and mental recovery. Good sleep quality, including enough time to dream, can help improve daytime function .
- : Dreams are the fulfillment of our deepest desires and often express feelings we cannot accept. For example, dreaming that a secret admirer confesses his love to him, although in reality the other person does not mean this .

Product design exercise

Learned the exercises of perspective and texture of materials



Animation practice process



Animation basic exercise

Animation practice



Fenach mirror practice



ball practice



Advertising storyboard practice

- **Picture performance:** The various storyboard sketches in the exercise show how to present the plot through different pictures, such as the small animal image and object scene drawing in the picture, which can help people learn to use simple picture elements to build story fragments and exercise the ability of narrative with pictures.

- **Camera use:** Different storyboards may represent different camera angles and fields, which helps to understand how to use camera language to direct the audience's attention and how to move the plot forward through camera cuts.

- **Advertising conception:** Through the design and combination of these storyboards, you can learn how to transform advertising creativity into specific visual content, and understand the process of advertising from creativity to visual expression.



Storyboarding exercises



Translation and Refinement of Artistic Techniques Analysis:

Color Application

Bold Color Choices: The composition features rich, contrasting hues arranged in large, collage-like blocks. This approach encourages artists to transcend realistic color palettes and embrace subjective expression —using exaggerated tones to amplify emotional resonance and visual impact.

Color Harmony: Each sub-scene employs distinct color schemes. Some use analogous colors for harmony, while others leverage complementary contrasts (e.g., red-green, orange-blue) to create tension. Experimentation with diverse combinations is key to developing a nuanced understanding of color dynamics.

Simplified Forms: Shapes and figures are distilled into essential geometries, avoiding hyper-realism. This minimalist approach emphasizes character and abstraction, enabling artists to cultivate a signature visual language.

Expressive Brushwork: Visible, dynamic brushstrokes—varying in direction, pressure, and texture—imbue the work with raw energy. Techniques like impasto layering or dry-brush scraping can enhance tactile depth, transforming brushwork into a conduit for emotion.





Role practice


This little boy is from the animation Missing Moon, which is created by a painter from South Korea. I have learned his character modeling and expressions.



Scene practice



Role design



Blue and star elements represent a sense of dreaminess, symbolizing that the character is in a dream scene, and the onesie has the effect of a child's pajamas.

Some scenes:



Artist research



Tomoko's works are filled with the tenderness and intimacy of women, focusing on everyday urban details through lines and colors that seem to be hidden and dreamlike, depicting the ordinary life of young men and women, such as going to work, working, resting, walking, staring into a daze, and partying with friends.

The raw edge of the outline, the hidden story, is a very attractive point of Tomoko's works. The story of her works is very strong, she can appropriately soften the sharpness of reality, showing a hazy beauty boundary, implicit micro pen, vague characters, vague meaning, so that the imaginary space can be superposed, producing deeper meaning.



Wool felt artist research



The work is by Shana Kohnstamm, an American female artist. Shana Kohnstamm is known for her colorful creature imagery, creating fantastical worlds and alien life forms that inspire whimsy and vigilance, intrigue and hesitation. Being nearsighted as a child allowed Shana Kohnstamm to see forms and faces in a "blurry" vision, so she had an innate understanding of color and shade long before she began painting and mastered the skills she needed. Shana Kohnstamm explored a variety of creative careers, including stained glass design and making, beading and jewelry making, theater painting, and even an apprenticeship as an ophthalmologist, before turning her attention to wool felt. *Impostrophe*, *Insomnia Mechanism* and *Pretty Imposter* are both life-size and oversize works that reflect Shana Kohnstamm's thoughts on social persona camouflage, impersonation syndrome and habitual insomnia, respectively.

"My work reflects a special interest in biological consciousness - the intersection of matter and nothingness. I am fascinated by the cellular mechanisms of living things, the movement and consciousness of plants and animals, and the inner metaphysical drive that an artist must create - these are the driving forces of my studio practice." —Shana Kohnstamm

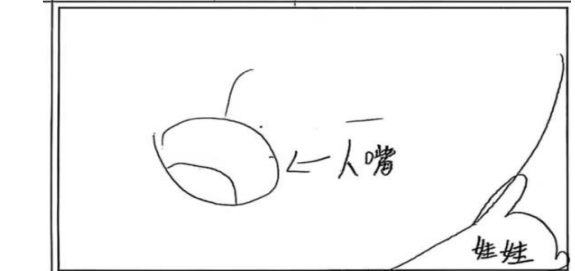


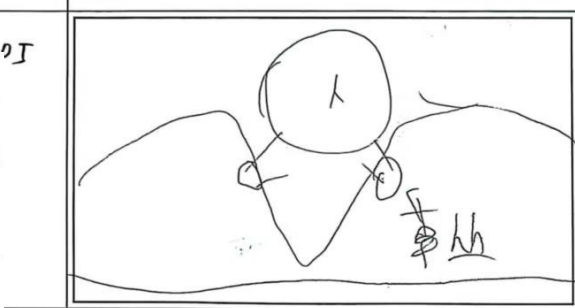
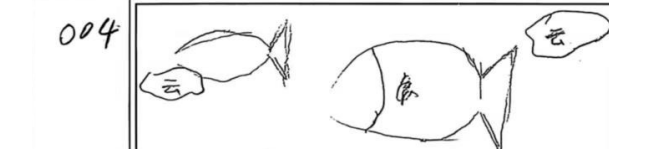

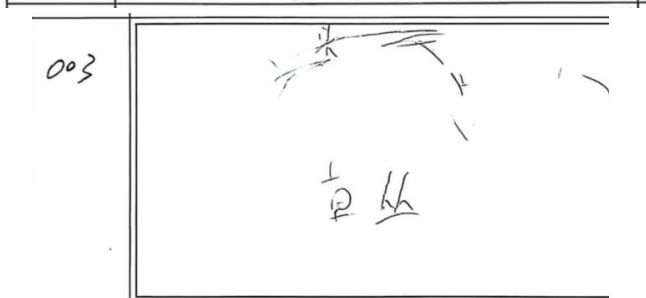

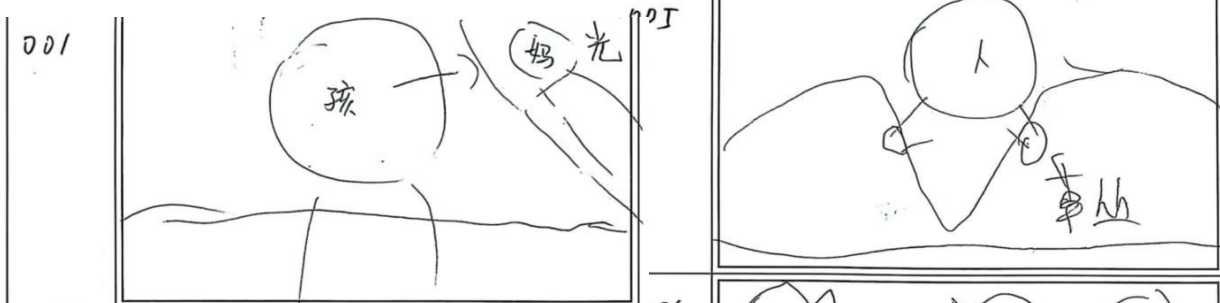


Wool felt learning process

Hand poke music should first prepare wool felt, poke needle and other tools, after the idea of shape, poke wool into the basic shape on the foam mat, and then splice each part, and then use the poke needle to deal with the details, and finally adjust the whole.



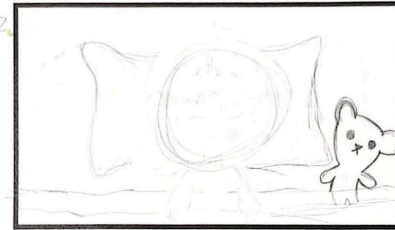
Storyboard draft



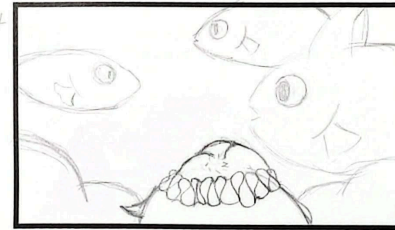

Title _____



Scene _____



Page _____



Scene _____



Title _____

