

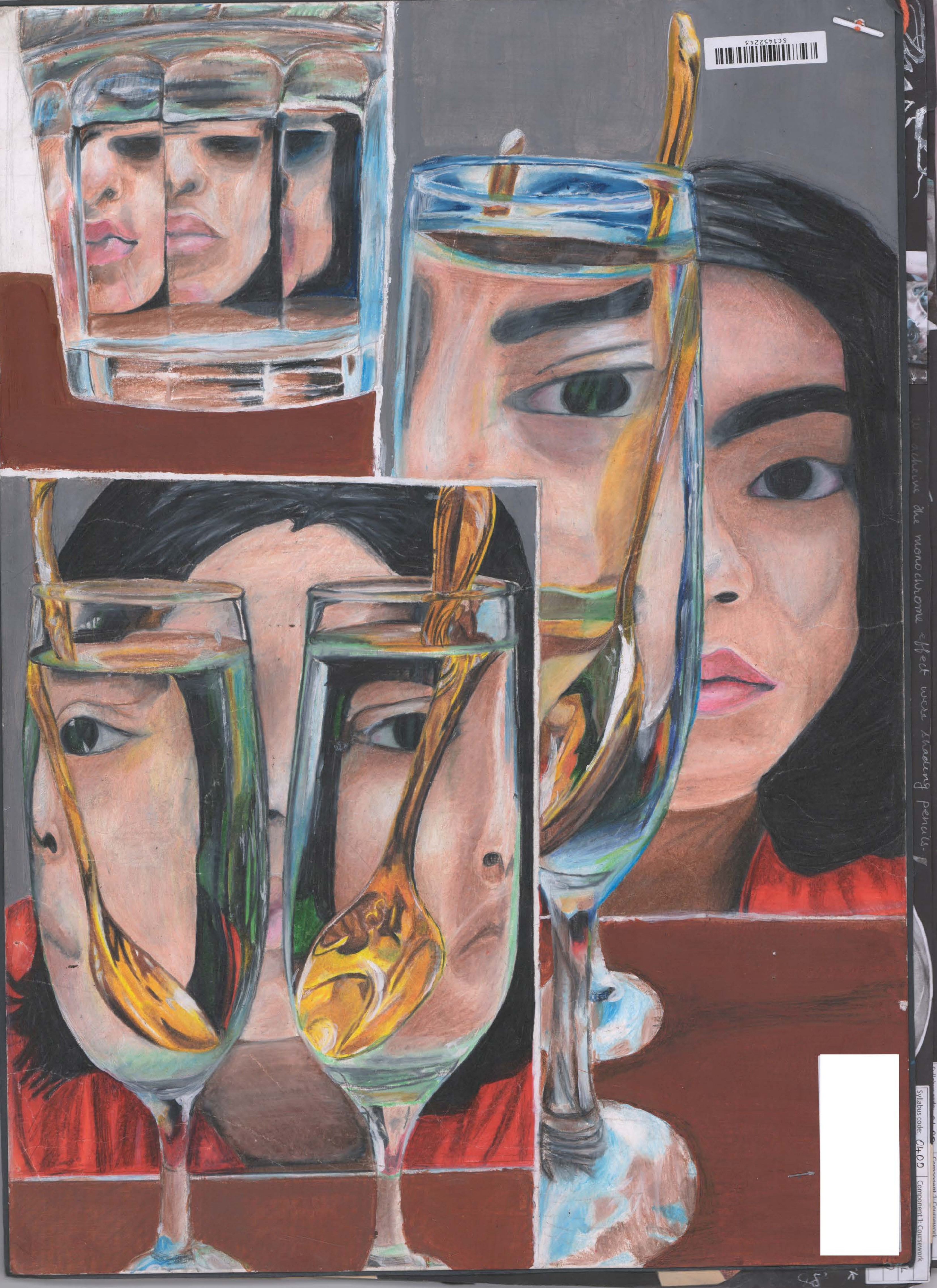
Marking standards for

**Cambridge IGCSE™ / IGCSE (9–1) / O Level Art & Design
0400 / 0989 / 6090**

Component 1

Example 3

		Mark
AO1	Record	18
AO2	Explore	18
AO3	Develop	17
AO4	Present	19
Total (max mark 100)		72



SC1452243

to achieve the monochrome effect with shading pencils.

Component 1: Coursework
Syllabus code: 0400
Component 1: Coursework

to achieve the monochrome effect were shading pencils.

This artwork shows the distortion of a hand through transparent glass. The medium used was coffee and water colour which helped to achieve the monochrome appearance of this artwork.




This artwork was done using shading pencils.



DISTORTION

I chose to interpret the topic of distortion through transparent glass by observing different objects through a glass. It was a challenging artwork and the medium used was only ballpoint pens to enhance the details.



through WATER

This artwork was created to show how the appearance of a spoon is distorted when the spoon is dipped into water.

The medium used were water-colours and shading pencils.



meant to understand involved in the Rudolf for the turn, we asked only the means. But Rudolf his Queen's imploring cry had wavered, but he was possibility or peril in it were not what gave him was whether the thing

every objection by declaring. In he and could be done again. We had and him in confidence. We would secret of the Queen's letter, which would Henau to his grave. Bauer we could who would listen to such a tale from him was sure; the old woman would keep search for her own sake. To his own land Rudolf must be dead, while the King of stand before all Europe, recognised, unceremonious. True he must marry the Queen's alternative, and

INITIAL STUDY




I chose to interpret the topic of distortion in this artwork by observing how objects look through different shaped transparent materials. It was a challenging artwork & I enjoyed the experience.

Prisma Colours
Shading Pencils.

Medium Colour Pencils.

This artwork was a new & fun experience as I learnt how to use colour pencils to give highlights and different shades. I really enjoyed the challenge.



I chose to interpret the topic of distortion by including/merging Linear drawing with the realistic approach. The medium used was water colours and I enjoyed the process.

to visit the...
Majesty's reur...
tory of Rudol...
expression of...
was sending m...
Rassendyll's serv...
drawing up, un...
Rupert of Hentzar...
courage in defen...

OF HEAVEN
apt and Bernstein and I. The...
our blood and to have become part...
inevitable—nay, it was done. Sapt...
the account of the fire at the hunting...
communicated to the journals, and it told...
uality how Rudolf Rassendyll had come...
with James his servant, and the King being...
ectedly to the capital, had been awaiting his...
when he met his fate. There was a short his...
a, a glancing reference to his family, a dignified...
condolence with his relatives, to whom the King...
essages of deepest regret by the hands of Mr...
ant. At another table young Bernstein was...
the Constable's direction, a narrative of...
his attempt on the King's life and the King's...
ing himself. The Count, eager to return (so...
suaded the King to meet him by declaring that...
ate document of great importance and of a most...
; the King, with his habitual fearlessness, had gone...
only to refuse with scorn Count Rupert's terms...
at this unfavourable reception, the audacious criminal...
made a sudden attack on the King, with what issue all knew...
had met his own death, while the King, perceiving from a...
the document that it compromised well-known persons...
the nobility which marked him, destroyed it unread...
eyes of those who were rushing in to his rescue. I...
ations and improvements; and engrossed in con...
blind curious eyes, we forgot the real and per-



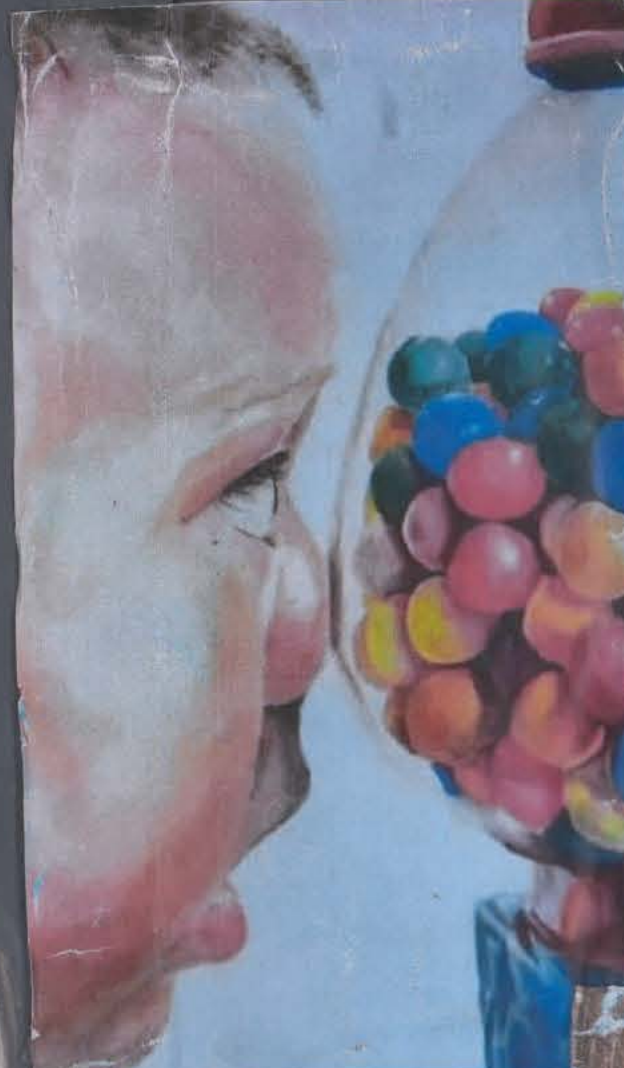


JATINA PEPERKAMP



ARTIST STUDY

This artwork was done using watercolours by an unknown artist and recreated by me using prisma coloured pencils. In this artwork I learned how to give skin tones and highlights using the medium. Transparency and shadows was a fun experience. I enjoyed this artwork as it was an exigent and unique doing this piece of



PO
TR
AI
T
STUDY



ARTIST

Water colour paints & prisma colours.

Larisa Ghebentsova

I really enjoyed the experience of recreating the artwork and I think the artwork turned out amazing.

STUDY

Larisa is an artist born in 1966 in Moscow. She graduated from Architecture and construction school and then studied art for three years. She specialized in still life paintings with mostly oil paints.



The artwork was done using watercolour paints and prisma pencils for detailing.

The background was done using acrylic paint & the artwork turned out amazing.

REFRACTION OF OBJECTS THROUGH GLASS.



DOI

Watercolors were used to create this piece of art. The experience was quite difficult, and the details required a lot of effort. Although the ultimate result was good, it could have been greater.


Black gel pens and dots were used to complete this artwork. It was really difficult to use stippling to complete the details. I appreciated the challenge and the spectacular outcome.

Sketchpens were the media used for this artwork. The piece came out wonderful overall, even if the road was

difficult and the idea was incredibly original. And I really enjoyed the experience

STIPPLING

Dots



DEVELOPMENT OF IDEAS



Acrylic paints & neon colors were used to create this heat-sensitive artwork. The outcome exceeded my expectations. The artwork truly stands out thanks to the tones and colors. I had a lot of fun creating this piece of art.



The material utilized to complete this 3D anaglyph red and blue artwork was prisma colors. It was a very difficult experience. The finished piece of art had a lot to be desired.

Red & Blue
prisma colour



Experiment with different MEDIUMS




Heat Sensative Medium: Neon Paint



OUT
NOON

REFRACTION



Tear
Less

Crazy

SMART

HOT


SUPER!



prisma colors were utilized as the medium for this artwork. This was incredibly interesting and fun. I finished the difficulty of using deeper tones and highlights. I am quite happy with the outcome overall and the journey was wonderful.

Sketch pens & shading pencils were used to create this artwork. This artwork combines pop art & realism, making it a whole new experience. The final result turned out amazing & I really enjoyed.

REFLECTIONAL



THIS piece of art's concept was very original and inventive. Ballpoint pens and prisma colors were used to create this artwork. This is one of my greatest works, and I'm quite happy of the outcome. It was a wonderful task to use ball pens to get the realistic effect.

