

Marking standards for

**Cambridge IGCSE™ / IGCSE (9–1) / O Level Art & Design
0400 / 0989 / 6090**

Component 1

Example 6


		Mark
AO1	Record	12
AO2	Explore	11
AO3	Develop	11
AO4	Present	10
Total (max mark 100)		44



fruits, vegetables with measuring tape.

ORTHOOREXIA

For the Component I: I chose the topic "Orthorexia", and it refers to an unhealthy obsession with eating "pure" food, which can be regarded as a disease. In my theme, I wanted to capture healthy foods especially fruits on different types of plates. I researched about veganism and vegetarianism. One year ago, I was also a vegan. I changed all my eating habits. This also changed my life. But the present time, it seems like a huge problem for people. In people's working rush, people tend to consume especially fast foods and it is not healthy. On the other hand, Orthorexia can go too far that can become a huge eating disorder. I took the photos in my kitchen, and it was exciting to find different angles, objects and good lighting.



Media
Wet
 acrylic
 gouache
 watercolor
Dry
 color pencil
 marker
 charcoal
 soft pastel

Artist References

Still life Subject matters
 - flowers
 - rock & shells
 - fruits
 - vegetables
 - plates

My Subject Matters
 - fruits
 - vegetables
 - different plates

Still-life paintings in the Art history

Orthorexia
 "orthos" → right
 "orexis" → appetite
 - unhealthy obsession
 - diet
 - eating disorder
 - eating "pure" food

Elements of Art
 - Line
 - Shape
 - Form
 - Space
 - Texture
 - Value
 - Colour


Still-life Styles TODAY
 Variety media and technology using
 found objects
 photography
 computer graphics

For this subject matter, I used watercolor, after watercolor I added colored pencil for further details. I personally like the combination of watercolor and colored pencils.


For this subject matter I used acrylic paint. I tried to manipulate fruits, vegetables with measuring tape.

PREP 2

Good?



Artist Name: Dennis Wojtkiewicz
Nationality: Polish
Artwork Name:
Media:




PREP 3



Here, I used crayon, and I wanted to mix different colors together in this work.

I used acrylic paint
and for the details, I added
gold paint.



PREP 4



Artist Name: Sue Zimmermann
 Nationality: United States
 Artwork Name: Fresh vegetables
 Media: Watercolor
 I liked the colors that the artist used for the background in this artwork.



Here, I used soft pastels



In this subject matter, I used acrylic paint. For the details in the background I used a gold paint.



PREP 5



For this study, I wanted to practice shading and sketching.

Here rather than blending colors together, I wanted to try something different with this technique.

photo



I wanted to manipulate avocados with flowers. I used acrylic paint because it makes simpler to paint: new layers on top of previous ones.

PREP6



Artist Name: Suzanne Buckland
Nationality: United States
Artwork Name: Still Life With Vegetables
Media: Oil paint

I like the way she painted the vegetables. I enjoyed to recreate the work, so I wanted to choose this as one of my inspirations.



PREPZ



