


Marking standards for

**Cambridge IGCSE™ / IGCSE (9–1) / O Level Art & Design
0400 / 0989 / 6090**

Component 1

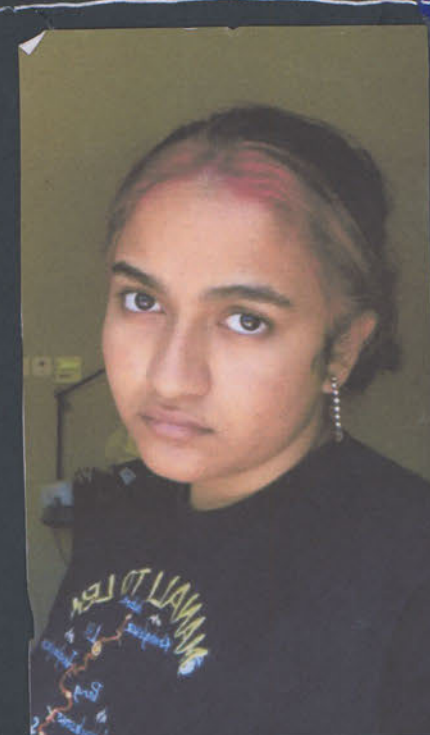
Example 2

		Mark
AO1	Record	19
AO2	Explore	21
AO3	Develop	20
AO4	Present	20
Total (max mark 100)		80



The self Destruction

final artwork

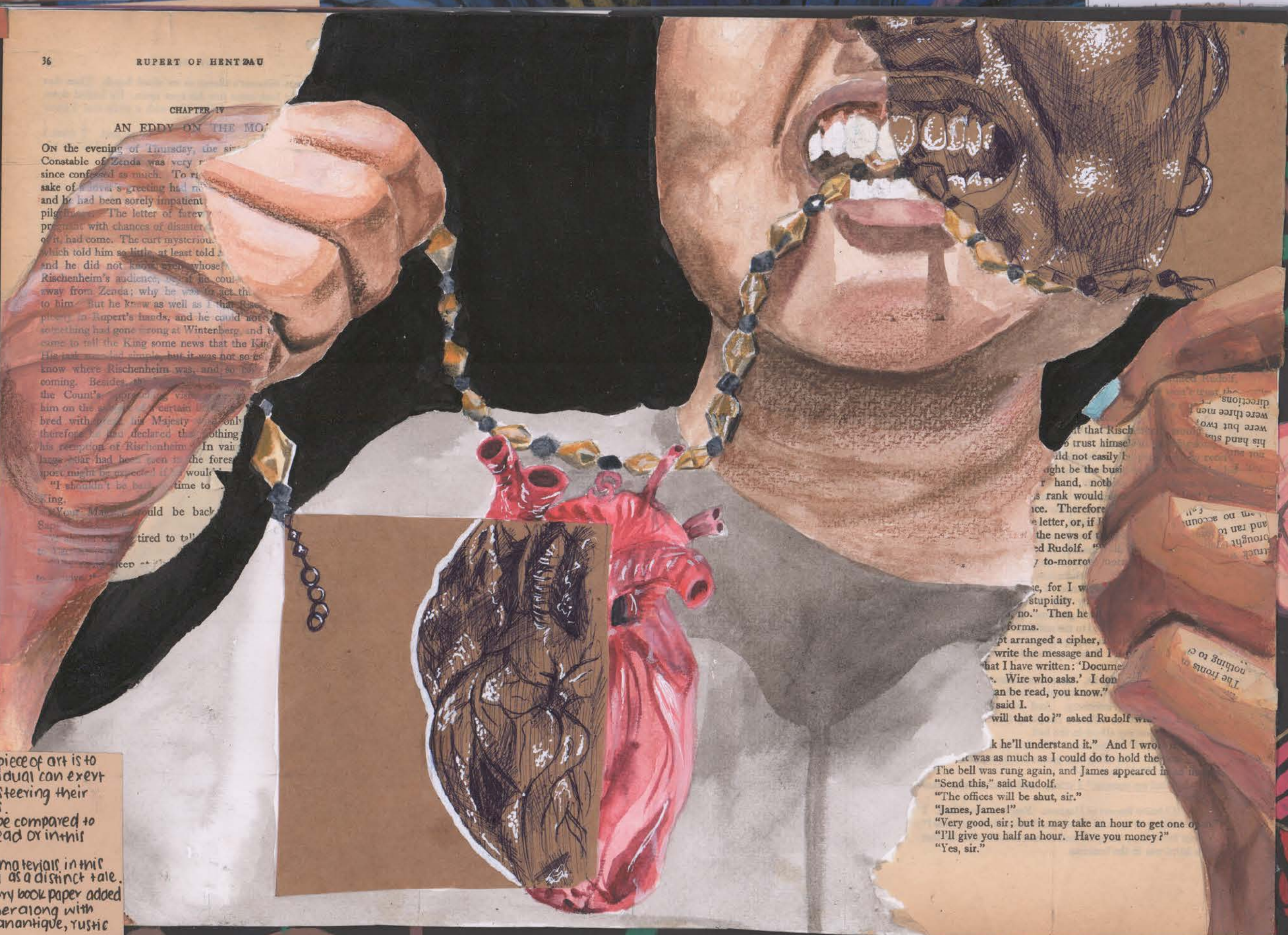


human anatomy

t



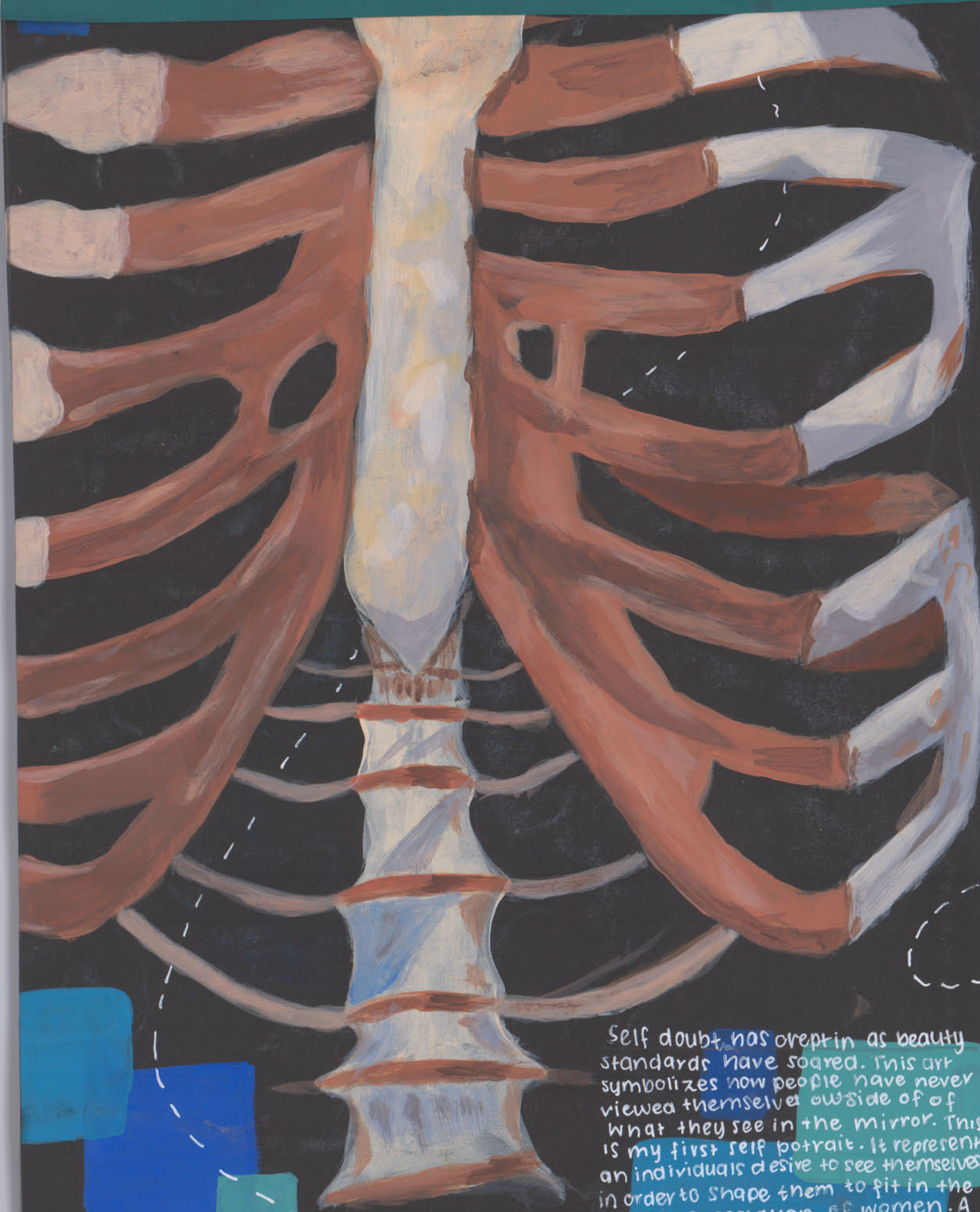
This portrait is of my brother. He's younger than me. I believe younger children have a different perspective of the world than adults. In this way, the artwork depicts his ability to view things from a different perspective, something that as we get older becomes muddled or groomed to be invisible. With a raise of his brow, he expresses curiosity. This piece combines my topic of inside out with being ripped apart. I utilized coffee as my medium, and unexpectedly enjoyed it. It produced various brown hues and layering the coffee was quite simple to achieve light and dark tones.



The concept behind this piece of art is to demonstrate how an individual can exert control over themselves by steering their heart towards their values. In a negative sense, it can be compared to life being hung on by a thread or in this case, a ~~heart~~ necklace. I attempted to use various materials in this artwork to portray each area as a distinct tale. With acrylic paints, the story book paper added dimension. The brown paper along with the blue and white ink gave an antique, rustic feel. Watercolour was used for the text as it gave an essence of simplicity.


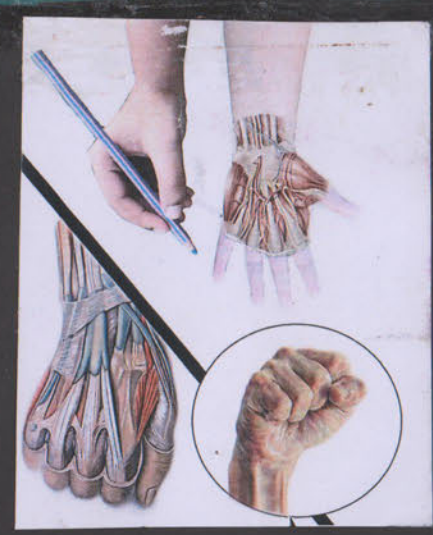
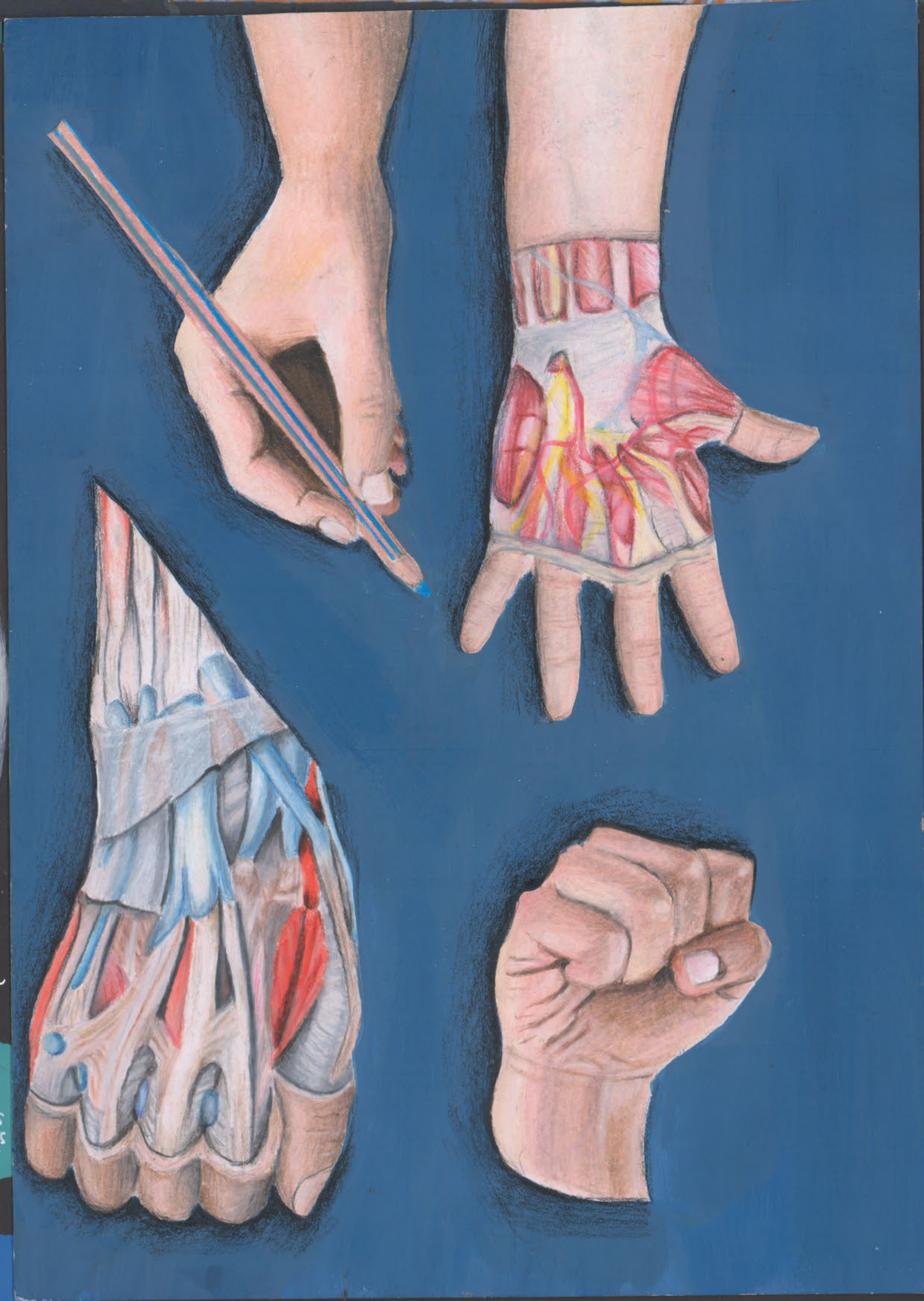


EXPLORING
INITIAL IDEAS
ON
INSIDE OUT
SURREALISM



Self doubt has crept in as beauty standards have soared. This art symbolizes how people have never viewed themselves outside of what they see in the mirror. This is my first self portrait. It represents an individual's desire to see themselves in order to shape them to fit in the world's expectation of women. A

girl's thirst is so intense that she could claw out her face just to see how she looks. I loved the concept for this art work as it's an essential topic to voice out for young people. I used ballpoint pen & layered to get the dark and light tones.



This artwork is my first hand study. It expresses my desire to interpret human anatomy or anatomy in general through art. It depicts 4 hands doing various actions while their nerves and bones are exposed. Colour pencils were used as the medium and it was a surprisingly nice one. This artwork also displays my topic inside out. I added cast shadows against the bluish solid background to make the hands stand out.



IN-DEPTH STUDY OF ANATOMY

INSIDE OUT


Tanya Shatseva's artwork was really one of a kind. I wanted to find an artwork that was abstract and textured. So it gave me the perfect opportunity to create textures with ACRYLIC PAINT. It also tied well with my topic inside out!




I picked the topic inside out to learn more about humans, their anatomy etc and I wanted to express these ideas and concepts through art. DANNY@VIRK's artwork was such a beautiful yet complicated piece I've done. PRISMA was my main medium. I used a grey background for the colours to pop.



Aykut Aydoğdu created this artwork. His art were strongly intertwined with my topic inside out. This was my very first artist study. I was completely obsessed with colour and hues of blue in this artwork. It was cool to see something inanimate embedded within a human being. I used sea salt to create a textured background. I used watercolours as my main medium. I enjoyed how this artwork maintained a consistent colour palette.




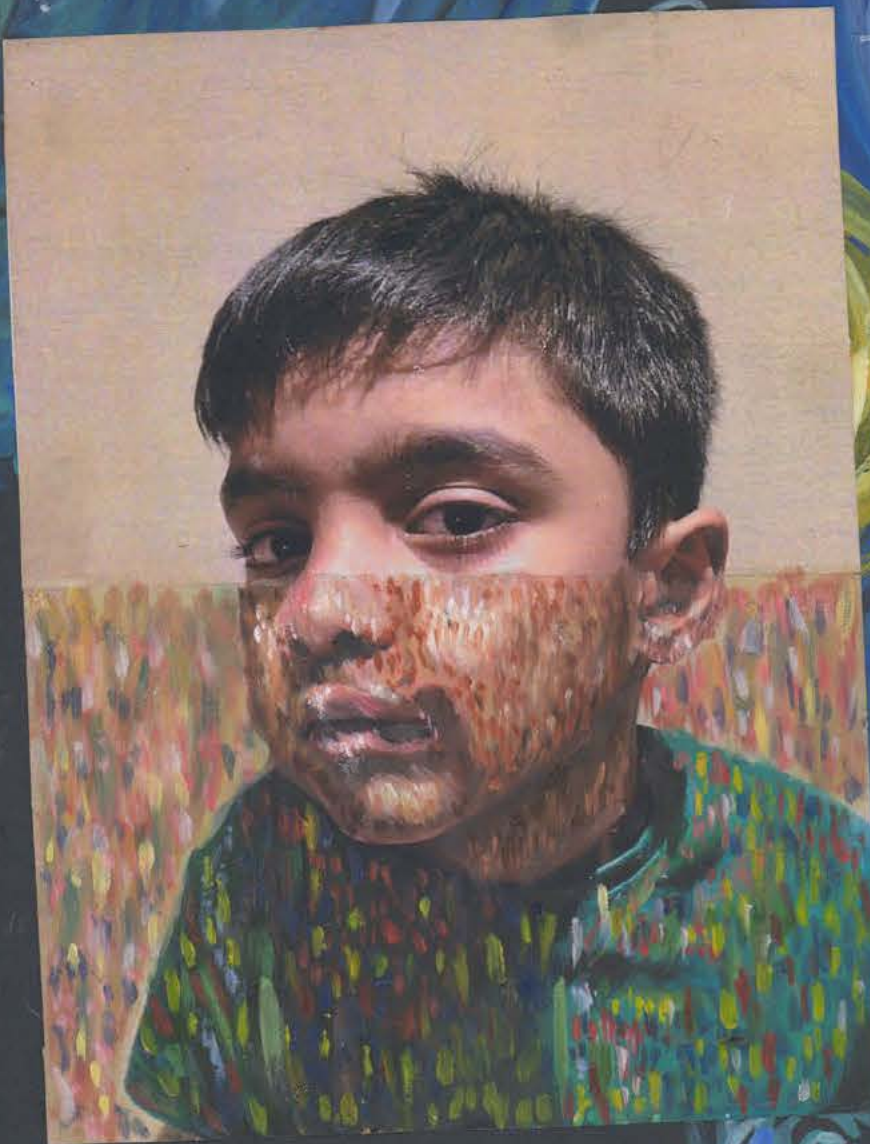
Inside Out



OPEN! ↑↑



ARTIST REFERENCE



ne
ing
of four
nt four
plexity
se


PULL
ME
☺

EXPERIMENTING with DIFFERENT MEDIUMS

The art of impressionism served as an inspiration for my development of ideas page. The fine, small yet distinct brushstrokes are key element of impressionist artworks. The goal was to capture the minute details the colours and the brushstrokes fast, discontinuous lines brought forth.

A GLIMPSE OF US





developmental



MEDIUMS
used
Prisma colours
ball point pen
watercolour
oil paint highlights

I experimented with many mediums in this piece of art. watercolour was utilized for the skin tone, acrylic for the anatomical detail & white oil paint for the plastic impression. This artwork was prompted by my artist study, in which the girl was entirely wrapped in plastic. Her flesh was torn apart as she attempted to escape the confines of the plastic, revealing what lay underneath.

P
R
E
F
I
N
A
L



MEDIUMS USED:
→ PRISMA COLOURS
→ OIL PAINTS
→ ACRYLIC PAINTS





I
t
,
S
M
E
H
I



manipulation
of images



Three different images of my face is captured in this prefinal self portrait artwork. I tried to depict many human body parts like the hands, eyeballs, facial features whilst keeping in mind the topic of inside out. Likewise it displays the eyeball being removed from the socket. This artwork had no defined objective but it was certainly challenging and it ~~show~~ expressed a lot of my artistic skill + imagination.

It incorporates various elements from my initial study and development of ideas. I experimented with 2 NEW TECHNIQUES. I was able to show detail with 1. Textured Background 2. Modelling Paste. CLOSE UP