


Marking standards for

**Cambridge IGCSE™ / IGCSE (9–1) / O Level Art & Design
0400 / 0989 / 6090**

Component 2

Example 9

		Mark
AO1	Record	11
AO2	Explore	9
AO3	Develop	11
AO4	Present	11
Total (max mark 100)		42



STAR
RING



MAR
IUM
N



BLING MAGAZINE

PREP 1

BUTTONS, BANGLES & BEADS

MAGAZINE COVER

TYPES OF DRESSES



WATERCOLOR + WHITE PEN
This is a closeup of my aunt's dress on her wedding.



I used my aunt as reference. A picture of her on her wedding day to show beads & bracelets she's wearing



COLOR PENCILS + WATERCOLOR + PENCIL + WHITE, RED, & GOLDEN PEN



- Material**
- ↳ gouache
 - ↳ watercolor
 - ↳ acrylic
 - ↳ oil paint
 - ↳ coffee
 - ↳ makeup
 - ↳ charcoal
 - ↳ oil pastel
 - ↳ marker
 - ↳ henna
 - ↳ mixed media

- Types**
- ↳ wet
 - ↳ dry
 - ↳ open
 - ↳ closed
 - ↳ long
 - ↳ short
 - ↳ split
 - ↳ arranged
 - ↳ closeup

- Types of dresses explored**
- ↳ Abayas
 - ↳ Smock
 - ↳ Caftan
 - ↳ Paneled waist
 - ↳ Gharara
 - ↳ Lehenga choli
 - ↳ Salwar kameez
 - ↳ Gowns

- Artist references**
- ↳ Eris Tran
 - ↳ Hans Stern

- Types of magazine covers**
- ↳ illustration based
 - ↳ image based
 - ↳ concept based
 - ↳ type based

- Types of fonts**
- ↳ Stagg Sans
 - ↳ Paris Pro Typeface
 - ↳ Butler
 - ↳ Bebas Neue Pro
 - ↳ Replica
 - ↳ Monserrat
 - ↳ Bri oche
 - ↳ Cheyenne Sans
 - ↳ Fascinate Inline - Regular

- Art principle**
- ↳ Sizes : hue, value, intensity
 - ↳ colors
 - ↳ positions
 - ↳ shapes : complex, composition, balance
 - ↳ tones

INTRODUCTION

My topic is 'Buttons, Bangles and Beads'. This topic is because I've always loved types of dresses and jewels and a lot lately. As a Pakistani, we love dressing in clothes so I wanted to show that off and discover new designs and possibly create one. As my models, I will be drawing my aunt.

artist

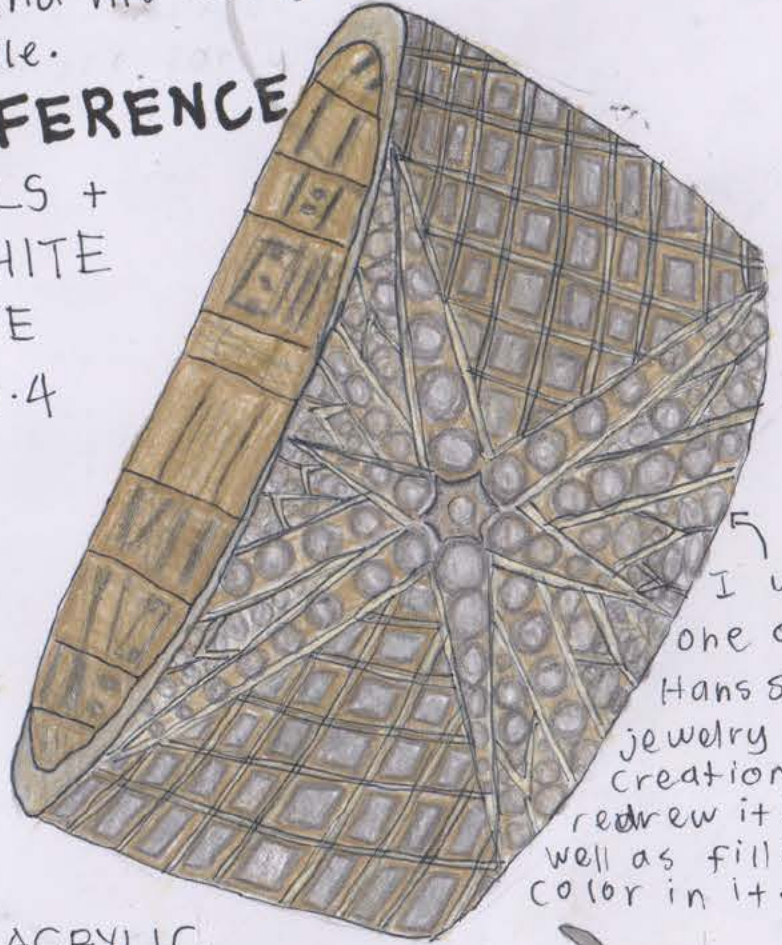
Hans Stern is a jewelry designer and businessman who founded 'H. Stern', a luxury jewelry brand. He was born on the 1st October, 1922 and died on the 26th October, 2007. The reason I chose him as my artist reference is because his jewelry designs are similar to the designs I am interested in and his designs are fancy yet simple.



HANS STERN

ARTIST REFERENCE

COLOR PENCILS + GOLDEN & WHITE PEN + ARTLINE BLACK PEN 0.4



I used one of Hans Stern's jewelry creations & redrew it as well as filled in color in it.



ACRYLIC PAINTS

I used one of my sister's bracelets as reference.



OIL PASTEL + SOFT PASTEL + BLACK & WHITE CHARCOAL PENCIL

I used my mom's bracelet and took a picture.



I decided to go into depth with colors for my painting to look realistic.

I used different colored pastels to see what bracelet would look like in different colors.

PREP 2



took a closeup picture of one of my bracelets

WATERCOLOR
+ WHITE INK
PEN + OIL
PASTELS +
SOFT PASTELS



GOUACHE PAINT
+ WATERCOLOR
+ GOLDEN INK
PEN + ARTLINE
BLACK MARKER




ACRYLIC
PAINT

close up
picture
demonstrating
the beads
of my
mom's
bracelets



TYPES OF MAGAZINE
COVERS



these are the
different types
of beads

used Pointillism



WATERCOLOR
+ GOUACHE
PAINT +
MARKER

ERIS TRAN



He is a freelancer and fashion
illustrator with skillfully sketched
and artistically conceived rich and
diverse color palettes, realistically
rendered textures and multi-dimensional
layers.

I chose him as my artist reference
as his fashion and drawing style
impressed and motivated me to
make similar styles as well as
proportions.



For my artist
reference, I decided
to draw majority of
the dress design with
pencil and outlined
the body with an
Artline marker and
used a peach oil
pastel to color in the skin of the
woman for the drawing to stand
out.

ARTIST REFERENCE



FON

TRIPLE Bs BLING MAGAZINE

TRIPLE Bs BLING MAGAZINE

TRIPLE Bs BLING MAGAZINE

TRIPLE BS BLING
MAGAZINE

TRIPLE Bs BLING
MAGAZINE

**TRIPLE Bs
BLING MAGAZINE**

TRIPLE BS BLING
MAGAZINE

TRIPLE Bs BLING
MAGAZINE

**TRIPLE Bs BLING
MAGAZINE**

I chose 'Bling Magazine' as the
name of my magazine as it sounded
good but when I make the magazine
cover, I will display 'Triple Bs'
as my main title. I chose this title
because of my topic: Buttons,
Beads, and Bangles and I simply
just combined the three Bs in
the beginning of the words.

PREP3



acrylic
water
-color

water
-color
markers.

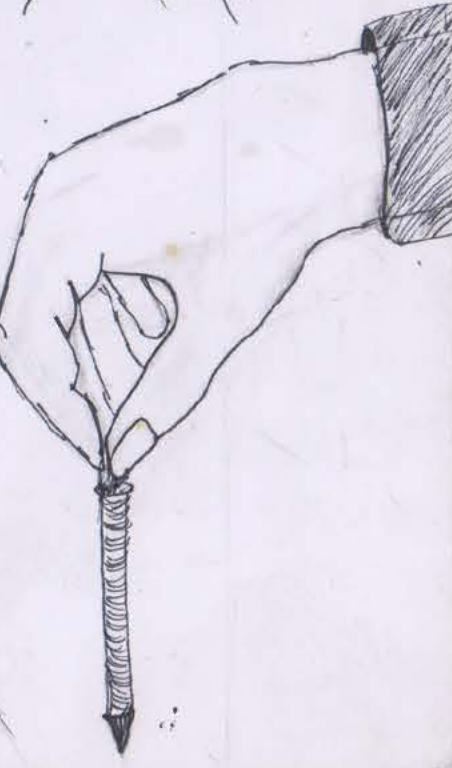




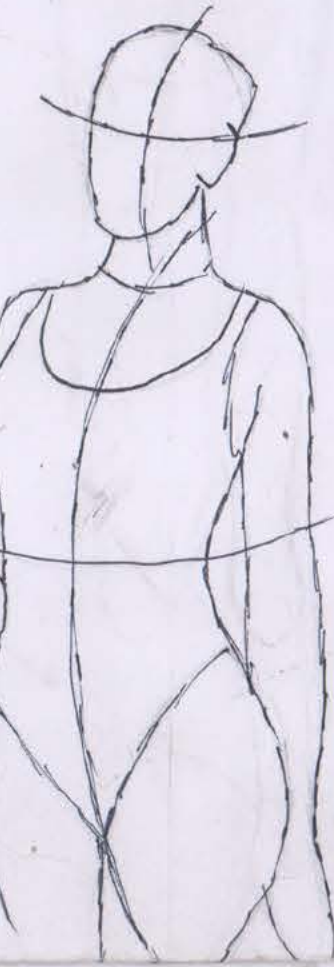
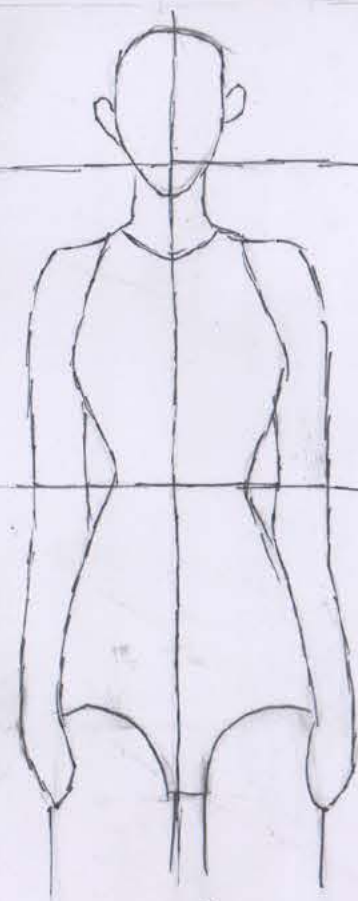
gouache
paint

gouache
acrylic

MATERIAL: ACRYLIC, WATERCOLOR PAINTS, ARTLINE PEN

NORTIJAN FIRDAUS

She is Malaysian, born in Klang in 1986, she did her major in sculpture and minor in painting.



watercolor and marker

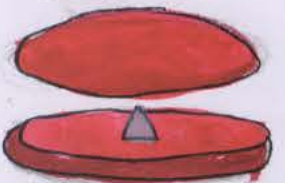
2-Hole Flat



Quarter Shank



Shap Button



Beaded



Hook and eyes

4-Hole Flat



Cloth Button



Knot Shank



Antler



Decorative

TYPES OF BUTTONS

PREP 4

BLING MAGAZINE

TRIPLE BS

MARIUM N



For this one, I used entirely watercolor paints and markers as well as a white ink pen.

I used the pose from prep 3 and as for the design of the dress I combined the original dress (my aunt's dress) pattern with the pattern on prep 3.

↳ I used my own imagination to come out with the type and combination of dress using references from prep 1

TRIPLE BS

STARRING

MARIUM N

BLING MAGAZINE



For this watercolor marker, outline pen

I used one of the poses from prep 3 and clipped the side using photoshop on my phone, then drew it.

I chose the pattern of the dress from prep 2 and the necklace design was also chosen from prep 2

Not only that, for all the magazine covers, I tried to combine different font styles practiced in prep 2 onto my magazine covers to make the words larger and stand out.

I need a dot pattern I had in mind for the background.

For this magazine cover, I decided to show the bangles instead of dresses and used

watercolor paints for the background


white for the bangles itself

I used colorful markers entirely.

I used an outline, black marker to write down the magazine

title in big fonts ~~used in~~ studied in prep 2.

TRIPLE BS



BLING MAGAZINE