

Marking standards for

**Cambridge IGCSE™ / IGCSE (9–1) / O Level Art & Design
0400 / 0989 / 6090**

Component 2

Example 11

		Mark
AO1	Record	9
AO2	Explore	7
AO3	Develop	9
AO4	Present	8
Total (max mark 100)		33



PREP 1

Around a Table

Introduction:





For my exam project, I have chosen question 1 "Around a Table". I have decided to incorporate my passion for *food* and *cooking* into my art projects. Through my artistic skills and drawings, I have conveyed my favorite *hobby* which not only allows me to spend time alone, but also with my loved ones. For these drawings, I used photoshoots of some of my favorite breakfasts that I have done. My art materials of choice include *black pens*, *colored chalk*, and *coloring pencils*. Throughout these pages, you will see some of my favorite ingredients, cooking utensils, and plates.



PREP 2 Artist recopy



Michael Craig Martin
recopy




For my *Artist Investigation*, I have chosen to look at two different artists: Micheal Craig Martin and Yayoi Kusama. By selecting some of their art pieces, I was able to recreate them using different materials of my choice.

I have really enjoyed looking at Micheal Craig Martin's work. I like the bright colors he uses in contrast to each other and how he rearranges foods and objects in some of his artworks. Here, I have chosen to recreate some of them using colored pencils, mainly to test the concept of overlapping the foods.

Recently, I have seen Yayoi Kusama's work everywhere, and I really enjoyed the Colorful patterns she paints. I think it is incredible the reason behind her artworks And how sentimental it is. My favorite art pieces are the mushrooms she paints, And since they are food, It also matched my theme. For the recreation of these works, my materials of choice were colored pencils and acrylic paint.

PREP 3



For this page, I am already thinking of what I want my *final artwork* to look like. Here, I have used a choice of different materials to draw some *cooking utensils* and *foods* that I would like to have in my final work and I also included some different *patterns*. Throughout this page, I used some techniques from the artists I studied for example the patterns from *Yayoi Kusama* and the bright colors from *Michael Craig Martin*. The materials I have used on this page are *watercolor*, *colored pencils*, and *colored pastels*. For the next page, I will be doing a range of quick sketches of different ideas that I have for my final art piece.

PREP 4

For this page, I have done some **quick sketches** of what I want my final artwork to look like. My idea is to draw foods and utensils **Around a Table** as if they were eating. I also wanted to combine all the dishes I have drawn until now to put on top of the table. To incorporate what I have learned from my artist research, I also decided to use bright colors just like **Michael Craig Martin** and draw prints and patterns in the background, like **Yayoi Kusama**. Here I have done one **continuous line drawing** with a black pen, just like at the beginning of my pages, and also some quick **pencil sketches** of how I want my final work to be. I have two different materials that I am considering using for my final work, **oil pastels** and **chalk pastels**. Throughout my pages, I have explored many colorful materials and my favorite were those two. Overall, for my final design I wanted to be **playful** and **imaginative** with my work, but at the same time show my art skills and also incorporate some techniques that I have learned from the artists I researched.

