

Interactive Example Candidate Responses

Paper 3 (May / June 2016), Question 11

Cambridge IGCSE™
Physics 0625



In order to help us develop the highest quality resources, we are undertaking a continuous programme of review; not only to measure the success of our resources but also to highlight areas for improvement and to identify new development needs.

We invite you to complete our survey by visiting the website below. Your comments on the quality and relevance of our resources are very important to us.

www.surveymonkey.co.uk/r/GL6ZNJB

Would you like to become a Cambridge International consultant and help us develop support materials?

Please follow the link below to register your interest.

www.cambridgeinternational.org/cambridge-for/teachers/teacherconsultants/

Copyright © UCLES 2017

Cambridge Assessment International Education is part of the Cambridge Assessment Group. Cambridge Assessment is the brand name of the University of Cambridge Local Examinations Syndicate (UCLES), which itself is a department of the University of Cambridge.

UCLES retains the copyright on all its publications. Registered Centres are permitted to copy material from this booklet for their own internal use. However, we cannot give permission to Centres to photocopy any material that is acknowledged to a third party, even for internal use within a Centre.

11 (a) Put a ring around the names of the metals which are attracted to magnets.

aluminium copper iron mercury magnesium steel tin

[2]

(b) Fig. 11.1 and Fig. 11.2 show magnetic field patterns for bar magnets.

On each diagram, correctly label the poles. Write **N** or **S**.

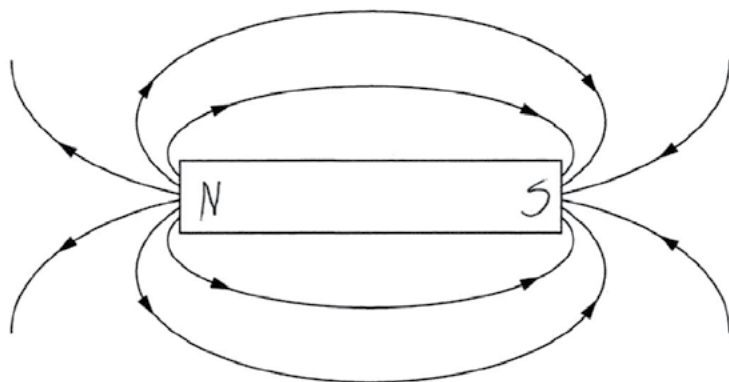


Fig. 11.1

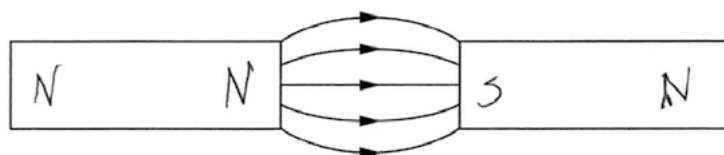


Fig. 11.2

[2]

Select
page

Your
Mark

11(a)

11(b)

11(c)(i)

11(c)(ii)

11(c)(iii)

Q11 Mark scheme

(a)	iron, steel
(b)	N and S correctly labelled on Fig. 11.1 N and S correctly labelled on Fig. 11.2
(c)(i)	repulsion
(c)(ii)	repulsion
(c)(iii)	<u>no force</u>

(c) For each diagram in Fig. 11.3, describe the force acting, if any. Use the words *attraction*, *repulsion*, or *no force*.

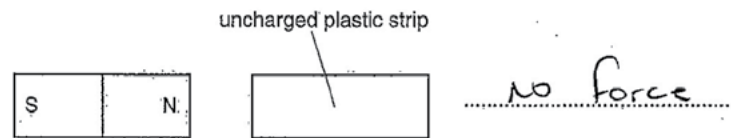

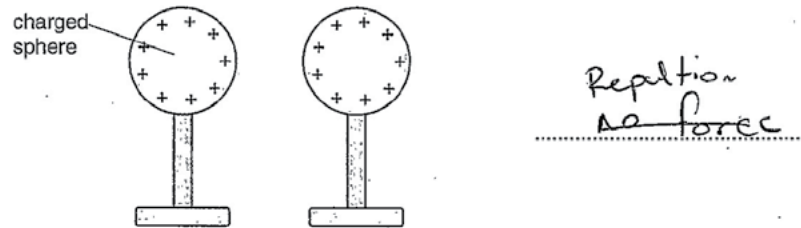


Fig. 11.3

[3]

[Total: 7]

Your
Mark

11(a)

11(b)

11(c)(i)

11(c)(ii)

11(c)(iii)

Q11 Mark scheme

(a)	iron, steel
(b)	N and S correctly labelled on Fig. 11.1 N and S correctly labelled on Fig. 11.2
(c)(i)	repulsion
(c)(ii)	repulsion
(c)(iii)	<u>no force</u>

11 (a) Put a ring around the names of the metals which are attracted to magnets.

aluminium copper iron mercury magnesium steel tin

[2]

(b) Fig. 11.1 and Fig. 11.2 show magnetic field patterns for bar magnets.

On each diagram, correctly label the poles. Write **N** or **S**.

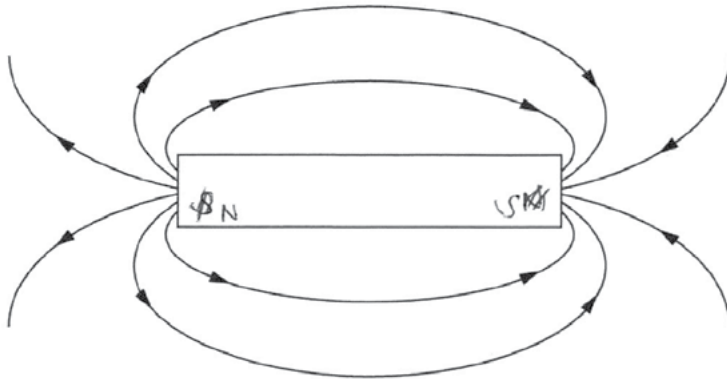


Fig. 11.1

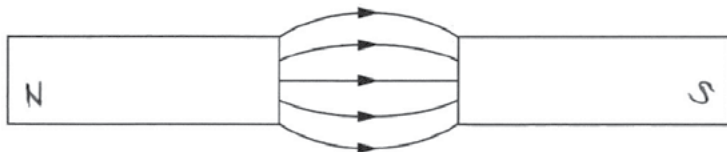


Fig. 11.2

[2]

Your
Mark

11(a)

11(b)

11(c)(i)

11(c)(ii)

11(c)(iii)

Q11 Mark scheme

(a)	iron, steel
(b)	N and S correctly labelled on Fig. 11.1 N and S correctly labelled on Fig. 11.2
(c)(i)	repulsion
(c)(ii)	repulsion
(c)(iii)	<u>no force</u>

(c) For each diagram in Fig. 11.3, describe the force acting, if any. Use the words *attraction*, *repulsion*, or *no force*.

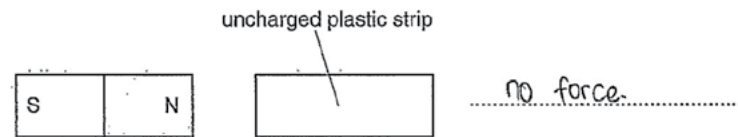

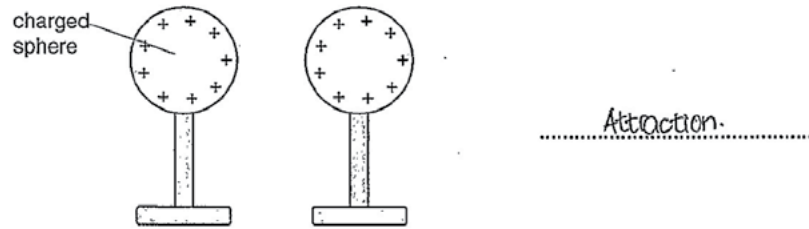


Fig. 11.3

[3]

[Total: 7]

Your
Mark

11(a)

11(b)

11(c)(i)

11(c)(ii)

11(c)(iii)

Q11 Mark scheme

(a)	iron, steel
(b)	N and S correctly labelled on Fig. 11.1 N and S correctly labelled on Fig. 11.2
(c)(i)	repulsion
(c)(ii)	repulsion
(c)(iii)	<u>no force</u>

Cambridge Assessment International Education
The Triangle Building, Shaftesbury Road, Cambridge, CB2 8EA, United Kingdom
t: +44 1223 553554
e: info@cambridgeinternational.org www.cambridgeinternational.org

Copyright © UCLES September 2017